



GOLD

Standard Work

EYFS

1

Write letters correctly



2

Write in pencil



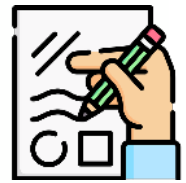
3

Cut out carefully




4

Draw pictures



5

Colour in neatly




6

Stick work carefully



Take pride in your amazing work!





GOLD

Standard Work

Year 1

1

Neat handwriting



2

Write in pencil



3

Edit and respond in green



4

Start to use a ruler for straight lines



5

Cut out carefully



6

Draw and colour neatly and carefully



7

Cross out mistakes with a single pencil line.



8

Stick all sheets in your books neatly.



9


Take care of your stationery and equipment.



10

Take pride in your amazing work!





GOLD

Standard Work

Year 2

1

Neat handwriting with some joins



2

Write in pencil



3

Edit and respond in green



4

Use a ruler for straight lines if you can.



5

Cut out carefully



6

Draw and colour neatly and carefully



7

Cross out mistakes using a ruler and single pencil line.



8

Stick all sheets in your books neatly.



9

Take care of your stationery and equipment.



10

Take pride in your amazing work!





GOLD

Standard Work

Year 3

1

Start to join handwriting neatly.



2

Complete any writing tasks using your pencil or blue pen if you have one.



3

Complete maths work in pencil.



4

Complete any responses and edits in green pens.



5

Underline all dates and titles with a ruler.



6

Complete diagrams, drawings, tables and graphs using a ruler and a pencil.



7

Cross out mistakes using a ruler and single pencil line.



8

Stick all sheets in your books neatly.



9


Take care of your stationery and equipment.



10

Take pride in your amazing work!





GOLD

Standard Work

Year 4

1

Use joined, neat handwriting



2

Complete any writing tasks using your blue pen.



3

Complete maths work in pencil.



4

Complete any responses and edits in green pens.



5

Underline all dates and titles with a ruler.



6

Complete diagrams, drawings, tables and graphs using a ruler and a pencil



7

Cross out mistakes using a ruler and single pencil line.



8

Stick all sheets in your books neatly.



9


Take care of your stationery and equipment.



10

Take pride in your amazing work!





GOLD

Standard Work

Year 5

1

Use joined, neat handwriting.



2

Complete any writing tasks using your blue pen.



3

Complete maths work, diagrams, drawings, tables and graphs in pencil.



4

Complete any responses and edits in green pens.



5

Underline all dates and titles with a ruler.



6

Make your own presentation choices - fineliner, stylised writing and colour.



7

Cross out mistakes using a ruler and single pencil line.



8

Stick all sheets in your books neatly.



9

Take care of your stationery and equipment.



10

Take pride in your amazing work!





GOLD

Standard Work

Year 6

1

Use joined, neat handwriting.



2

Complete any writing tasks using your blue pen.



3

Complete maths work, diagrams, drawings, tables and graphs in pencil.



4

Complete any responses and edits in green pens.



5

Underline all dates and titles with a ruler.



6

Make your own presentation choices - fineliner, stylised writing and colour.



7

Cross out mistakes using a ruler and single pencil line.



8

Stick all sheets in your books neatly.



9

Take care of your stationery and equipment.



10

Take pride in your amazing work!



